

1.9 OTHER MODELS



ANTEO - Harbour Tug

This model is a replica of an Italian steam tug boat large numbers of which were built prior to the WW2. The model is highly detailed and is suitable for RC.

Size: L:890mm H:605mm

Grade: SL4

Scale: 1:30

Order Code: KTMA743



BILGE PUMP


The working model is of a three sprout bilge pump which was standard part of the equipment on a fast clippers of the English Merchant Navy. The pump locates on the upper deck and drew water from the main bilge which was necessary during heavy seas.

Size: L:260mm—135mm H: 245mm

Grade: SL2

Scale: 1:17

Order Code: KTMA739



BLERIOT XI

Louis Bleriot made aviation history as the first man to fly across the English Channel in 1909, powered by a air-cooled three-cylinder Anzani motor, it was later sold to the French Army. A highly detailed and accurate model.

Size:L:800mm Wingspan:840mm

Grade: SL3

Scale: 1:10

Order Code: KTAM1712/01



1.9 Other Models Continued



GRAND BANKS - 46 Classic Yacht


The construction of this boat begins in 1968 from an idea of Mr Robert Newton, who was looking for a ship that suited his particular needs. The development started from a working boat, the trawler, quite common in North America and particular in the New Foundland area where the Grand Banks are located. Comes with a fibre glass hull and is suitable for RC.

Size: L:720mm

Grade:SL3

Scale: 1:20

Order Code: KTAM1607



ARNO XI FERRARI

At the beginning of the 1960s Nando Dell'Orto, the famous motorboat racer, decided to put a 12 cylinder Ferrari engine on a 3 point hull prepared by the Cantieri Timossi shipyard. The hull was designed for inboard races (class 800 kgs). The engine was prepared by Rinaldo Tinarelli, who was known as "the wizard", the structure of the hull was made of wooden joists covered with marine plywood. The engine fairing and the stern fin, both colored in Ferrari red and with Ferrari markings, became a symbol of power and aggressiveness. A highly detailed model and is suitable for RC.

Kit includes all wooden laser cut structure; double planking in plywood and mahogany; already made fairing and stern fin ; steel dashboard and details; resin exhaust system and rudder.

Size: L:790mm H:90mm

Grade: SL3

Scale: 1:8

Order Code: KTAM1604



1.9 Other Models Continued



EGYPTIAN CARRIAGE

A beautifully detailed Egyptian style carriage built for Maria Cristina of Borbone in 1819 for the Carnival Gala in Turin.


The kit includes pre-cut wooden features, machine turned wooden spokes and columns, brass decorations, velvet paper for interior covering, brass chains, gilded metal Egyptian figurehead, plans and detailed assembly instructions.

Size: L:340mm H:200mm

Grade: SL2

Scale 1:24

Order Code: KTAM1601/01



KON TIKI RAFT

Intrigued by Polynesian folklore, biologist Thor Heyerdahl suspected that the South Sea islands had been settled by an ancient race from South America. According to legend, this migration was led by the mythical hero, Kon-Tiki.

Heyerdahl decided to prove his theory by duplicating the legendary voyage. He built a replica of an Indian balsa wood raft and set sail from Peru on April 28, 1947 with five other adventurers. After three months on the open sea, encountering raging storms, whales and sharks, they sighted land - the Polynesian island of Puka Puka.

Size: L:590mm H:420mm

Grade: SL2

Scale: 1:18

Order Code: KTMA703



RIVA AQUARAMA

The Riva Aquarama, came on the market in 1963 as a development of the twin engine Tritone. It is the last heir of the well known tradition of mahogany runabouts. In fact it is still built today as 30 years ago. A highly detailed model that is suitable for RC.

Size: L:850mm

Grade: SL3

Scale: 1:10

Order Code: KTMA1603






1.9 Other Models Continued



U-47 U –BOAT

The German U-Boat U-47 led by Commander Günther Prien met the glory in the impressive raid in the Scapa Flow bay, against the base of the British Navy. The U-47 sunk the battleship Royal Oak , hit its support ship Pegasus and finally sailed out of the bay undamaged. Collectors' warm welcome to this U-47 kit underlines the effectiveness of the model itself: an impressive 1:72 scale easy to build submarine with a superb amount of detail.



The kit includes ready built resin hull, laser cut wooden details, all photo etched brass decks, resin conning tower and armaments, metal anchor, propellers, resin and photoetched metal rudder and hydroplanes, metal net cutters, metal stanchions, cables and handrails, printed flag and the commander metal figure.

Size: L: 930mm

Grade: SL2

Scale: 1:72

Order Code: KTAM1602

WASA GUN DECK SECTION

Vertical section of the left wall of the Wasa with part of the deck and the underlying gun deck. Special attention has been dedicated to the cannon and the gun mounting and to the reconstruction of all the relative equipment.

Size: L:160mm—215mm H:180mm

Grade:SL2

Scale: 1:24

Order Code: KTCOSM039



TWEEN DECK SECTION

This interesting and well detailed scale model is a section through a typical English fighting ship of the early 1800s.

Size: L: 250mm—250mm H:170mm

Grade: SL2

Scale: 1:23

Order Code: KTMA740




1.9 Other Models Continued

USS CONSTITUTION - Mid Ship Cross Section



The hull cross section of the USS Constitution is an ideal choice for beginners. This model has plenty of detail without many of the complexities of scale ship modeling. Hull sections are pre-formed poplar plywood, ready for planking. Fittings include walnut deadeyes, blocks, gun carriages and barrels; burnished metal cannon and lots of copper and brass hardware. Silk flag, rigging, water casks and hardwood pedestal are all included. Six sheets of plans and instructions are easy-to-follow.

Size: H: 670mm
 Grade: SL2
 Scale: 1:93
Order Code: KTMV32



VICTORY MID-SHIP CROSS SECTION

Cross section of the H.M.S Victory enables us to reproduce the internal details realistically, in particular the masts.

Size: L: 60mm— 325mm H:715mm
 Grade: SL2
 Scale 1:98
Order Code: KTCOSM024



VICTORY BOW SECTION - DELUXE

The bow section is of Nelson's famous flagship at the battle of Trafalgar. All decks are fully fitted to accurately replicate the construction and type of equipment in use at the time. Has copper plates for the hull.

Size: L:320mm H: 445mm
 Grade: SL2
 Scale 1:78
Order Code: KTMA746



1.9 Other Models Continued

S.S PORTLAND

The paddlewheel steamer Portland was built in Bath, Maine, in 1889 for the Portland Steam Packet Co., and had a successful career carrying passengers and freight between Portland, Maine and Boston...until Thanksgiving night, 1898, when her captain made the fatal decision to steam into the teeth of the most powerful storm of the decade, now known as "The Portland Gale" in her honour. The ship sank that night and her remains were not found until 1984. The Portland is spectacular with her full-sized brass radials and above-deck walking-beam machinery. This 915mm sidewheeler is absolutely unparalleled.

Size: L 915mm

Grade: SL4

Scale 1:96

Order Code: KTBJ1036



LACKAWANNA Sea-going tug of 1900

This small steamer tug model is perfect for the beginner modeller. She represents the state of the art in kit manufacturing carved basswood hull, photoetched brass pilothouse and deck plates, cast brass ventilators and propeller, Lackawanna worked the East Coast of the US, pulling barges of coal from Pennsylvania to the industrial centres of the northwest and south. She was painted white to show off the clean burning qualities of the hard anthracite coal she burned. Her yacht-like appearance made her stand out amongst other work-boats. Kit includes carved basswood hull, requiring only a minimum of shaping.

Size: L445mm

Grade: SL2

Scale 1:96

Order Code: KTBJ1002




1.9 Other Models Continued

**TITANIC - 1912**

Size: L: 1070mm H:300mm
 Grade: SL4
 Scale 1:250
Code: KTAM1606

RMS Titanic was a class passenger liner built at the Harland & Wolff shipyard in Belfast, Titanic was the largest passenger steamship in the world. During her maiden voyage she struck an iceberg on 14 April 1912 and sank some hours later after breaking in two. The Titanic disaster ranks as the worlds worst peacetime maritime disaster.

**WELLS FARGO STAGE COACH - 1820's**

A beautifully detailed kit of a United States Wells Fargo stage coach, which was used so much during the 'Wild West' period. (1820's - 1900) .

The kit is very detailed, the cabin, wheels and chassis are finely realised miniatures of the full size coach, but are quite easy to assemble, thanks to the materials (which are laser cut for the wood parts and photo etched for the metal parts), and very comprehensive construction plans and instructions.

A full compliment of luggage and two exact scale Winchester rifles (Modelled in wood and brass) are included with the kit, together with leather material for the seats - brass buckles for the leather straps found both on the luggage and carriage itself - even a padlock for the money chest!



Size: L:695mm H:280mm W:190mm
 Grade: SL2
 Scale: 1:10
Order Code: KTAM1711/01